

***Dichrorampha carpatalpina* sp. n. (Lepidoptera, Tortricidae), a high mountain species of the Romanian Carpathians**

SÁNDOR KOVÁCS¹, ZOLTÁN KOVÁCS²

1 str. Oltului nr. 57 bloc 6 sc. A ap. 6, RO–520027 Sfântu Gheorghe, România; skovacssandor@gmail.com

2 str. Cămpul Mare nr. 133, RO–530240 Miercurea Ciuc, România; kovkopp@gmail.com

<http://zoobank.org/DBD23FE2-BF47-4BEC-B924-28E476A6AC43>

Received 27 January 2019; accepted 25 March 2019; published: 9 April 2019

Subject Editor: Bernard Landry.

Abstract. *Dichrorampha carpatalpina* sp. n., is described from the Southern Carpathians (Romania). It is closely related to *D. inconspiqua* (Danilevsky, 1948) and *D. podoliensis* (Toll, 1942). Adults, male and female genitalia, the habitat of the new species are described and figured and some details of the biology are given. The larva and its host-plant, *Achillea oxyloba schurii* (Sch. Bip.) Heimerl, are illustrated. The species inhabits the north-facing slopes of the highest regions of the Carpathians. During their flight period from the beginning of July to the beginning of August the moths are on wing in the morning and only in sunny weather.

Introduction

In the last few years important progress has been made in the knowledge of the high mountain *Dichrorampha* fauna of the Balkan Peninsula. A study of recently collected and historical material clarified the taxonomic status of *D. rilana* Drenowsky, 1909 and described *D. dinarica* Huemer, Zlatkov & Baixeras, 2012, a century-long misidentified species (Huemer et al. 2012). The previously unknown female of *D. rilana* was also described (Zlatkov 2013). At the same time *D. inconspiqua* (Danilevsky, 1948) was identified as new to the European fauna (Zlatkov and Budashkin 2010; Trematerra and Colacci 2017) and *D. pentheriana* (Rebel, 1917), a species previously known only from its type locality in Montenegro, was recorded from Bulgaria (Zlatkov 2016).

In the present paper we increase the knowledge of the high mountain *Dichrorampha* fauna of the Balkan Peninsula by describing a new species discovered in the subalpine and alpine regions of the Southern Carpathians, the high mountain chain forming the border between Central Europe and the Balkan Peninsula. The first males were collected nearly three decades ago, in 1989 in the Bucegi Mountains. In 1994 it was also discovered in the Făgăraș Mountains, when our first attempt to identify the species was unsuccessful because it was not in Kuznetsov (1978). The suspicion that it was an undescribed species arose when the second volume of the Tortricidae of Europe (Razowski 2003), including the genus *Dichrorampha*, was published. Our efforts to collect additional material were moderately successful initially, but consistent and persistent searches in the last few years resulted in numerous specimens being collected, and the discovery of the female, host-plant, larva and new sites. The specimens differ both externally and in the male and female genitalia from the known species of *Dichrorampha*, and are described below as a new species.

Material and methods

The examined material is dried, pinned and set. The genitalia preparation technique used by the authors is a simplified variant of the usual method, with unmounted preparations being stored in glycerine tubes. Only the preparation of genitalia slides that were made to be photographed followed standardized techniques (Robinson 1976). Photographs of the adults, larvae, host-plant and habitat were taken using Sony DSC–H2 and Sony DSC–W830 digital cameras. Photographs of the genitalia were taken using an Olympus SZX16 microscope with a motorized focus drive attached to an Olympus E520 digital camera. Images have been edited in ADOBE Photoshop.

Abbreviations

TLMF Tiroler Landesmuseum Ferdinandeum, Innsbruck, Austria;

ZMUC Zoological Museum, Natural History Museum of Denmark, Copenhagen, Denmark.

Results

Dichrorampha carpatalpina sp. n.

<http://zoobank.org/4A7BD4E3-32AA-4DF2-BFD5-B600F8E38391>

Figs 1–8, 12

Holotype. ♂. [România] Carpații Meridionali, Munții Făgăraș, Căldarea Bălea, 2100–2200 m, 14.vii.2016, legit & coll. S. & Z. Kovács (Miercurea Ciuc).

Paratypes. 112 ♂♂, 9 ♀♀, all collected by S. & Z. Kovács and if not otherwise mentioned are deposited in the authors' collection. [România, Carpații Meridionali, Munții] Bucegi, Valea Jepilor, 1600 m, 8.vii.1989 (2 ♂♂); Idem, but 1900 m, 1.viii.1990 (♂); [România, Carpații Meridionali, Munții] Bucegi, Caraiman, 2100 m, 1.viii.1990 (♂); Idem, but 2300 m, 22.vii.2006 (♂), genit. prep. no. 1731/♂/ Kovács (2015); Idem, but 2380 m, 9.vii.2013 (♂); Idem, but 2300 m, 8.vii.2015 (2 ♂♂); [România] Carpații Meridionali, Munții Făgăraș, V[âr]f[ul]. Paltinu, 2350 m, 29.vii.1994 (3 ♂♂), genit. prep. no. 675/♂/ Kovács (1994); Idem, but 2400 m, 24.vii.2006 (♂); Idem, but 2200 m, 10.vii.2013 (5 ♂♂), 1 ♂ and slide no. 5288/♂/ O. Karsholt (2015), coll. ZMUC; Idem, but 2300 m, 10.vii.2013 (2 ♂♂); Idem, but 2300 m, 21.vii.2015 (3 ♂♂); Idem, but 2300 m, 14.vii.2016 (4 ♂♂); [România] Carpații Meridionali, Munții Făgăraș, Căldarea Bălea, 2100 m, 10.vii.2013 (♀), slide no. 5289/♀/ O. Karsholt (2015), coll. ZMUC; Idem, but 2100–2200 m, 21.vii.2015 (30 ♂♂, 2 ♀♀), genit. prep. no. 1732/♂/ Kovács (2015); Idem, but 2100–2200 m, 14.vii.2016 (9 ♂♂), 2 ♂♂ coll. TLMF; Idem, but 2100–2200 m, 18.vii.2016. ex pupa ([from samples of] *Achillea oxyloba* subsp. *schurii* (Sch. Bip.) Heimerl [with a shallow layer of soil] 14.vii.2016) (♂); Idem, but 2100–2200 m, 20.vii.2016 ex pupa ([from samples of] *Achillea oxyloba* subsp. *schurii* (Sch. Bip.) Heimerl [with a shallow layer of soil] 14.vii.2016) (2 ♀♀); Idem, but 2100–2200 m, 22.vii.2016 ex pupa ([from samples of] *Achillea oxyloba* subsp. *schurii* (Sch. Bip.) Heimerl [with a shallow layer of soil] 14.vii.2016) (♀); [România] Carpații Meridionali, Munții Făgăraș, V[âr]f[ul]. Vânătoarea lui Buteanu, 2400–2500 m, 22.vii.2015 (18 ♂♂, 1 ♀), genit. prep. no. 1733/♂/ and 1735/♀/ Kovács (2015); [România] Carpații Meridionali, Munții Făgăraș, Vârful Văiuga, 2300–2400 m, 22.vii.2015 (9 ♂♂); [România] Carpații Meridionali, [Munții] Piatra Craiului, Brâna Caprelor, 1700 m, 9.vii.2015 (♂); Idem, but 1800 m, 23.vii.2015 (♂); [România] Carpații Meridionali, [Munții] Piatra Craiului, Vârful Padina Popii, 2000 m, 9.vii.2015 (11 ♂♂, 1 ♀); Idem, but 23.vii.2015 (6 ♂♂, 1 ♀), genit. prep. no. 1734/♂/ Kovács (2015).



Figure 1. *Dichrorampha carpatalpina* sp. n., male, holotype, wingspan: 15.5 mm, Făgăraș Mountains, Căldarea Bălea, 2100–2200 m, 14.vii.2016, photograph Z. Csata.



Figure 2. *Dichrorampha carpatalpina* sp. n., male, paratype, wingspan: 13.5 mm, same data as holotype, photograph Z. Csata.



Figure 3. *Dichrorampha carpatalpina* sp. n., female, paratype, wingspan: 13 mm, Făgăraș Mountains, Căldarea Bălea, 2200 m, ex pupa, 20.vii.2016, photograph Z. Csata.

Description. Male (Figs 1–2). Head. Frons and vertex covered with brown scales. Ocellus present. Proboscis developed. Labial palpus about 2.5 times length of diameter of eye. First segment short, covered with short brown scales, second segment long, covered with long brown scales forming large trapezoidal brush, with pale yellow scales on central part of lateral surface. Segment 3 short and almost fully hidden by scalebrush of segment 2. Antennae filiform, brown.

Thorax. Dorsally covered with brown scales, similar to tegulae and ground colour of forewing. Wingspan of holotype 15.5 mm. Forewing with costal fold to about 1/3 of length of costa, apex slightly pointed, but with fringes appearing rounded. Brown ground colour of forewing extended at base and along dorsal margin. On distal 2/3 along costa brown ground colour mottled due to some mixed yellow scales. In subterminal, terminal and apical areas most brown scales replaced by yellow ones, remaining brown scales forming small patches along costa and few ill-defined, narrow and fragmented transverse lines. Large triangular dorsal patch greyish brown, mixed distally with small groups of yellow scales, and dorsally with brown scales. All other forewing markings which usually characterize species of the genus *Dichrorampha* namely costal strigulae, interspaces, metallic plumbeous striae and row of black dots along termen absent. Fringes light brown with brown basal line. Hindwing brown, fringes light brown with well defined brown basal line. Underside of thorax, wings and legs iridescent greyish brown.

Abdomen dorsally covered with brown scales, ventrally iridescent greyish brown. Male genitalia (Fig. 4). Uncus a small rounded apical prominence on arched tegumen. Gnathos weak, ribbon-like. Valva broad, basal cavity wide. Long sacculus rather straight and parallel with costa. Conspicuous caudal angle of sacculus nearly rectangular, ventral emargination deep and neck of valva short. Large and slightly pointed cucullus with broad ventral corner, distally covered with numerous long setae and short spiniform setae at ventro-distal edge. Juxta sub-triangular, anellus

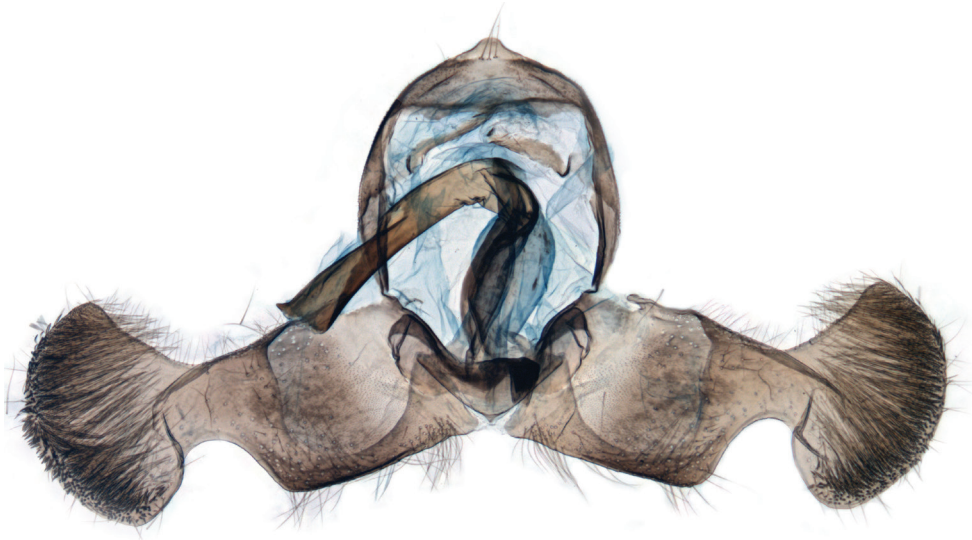
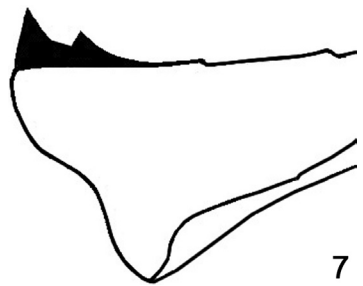
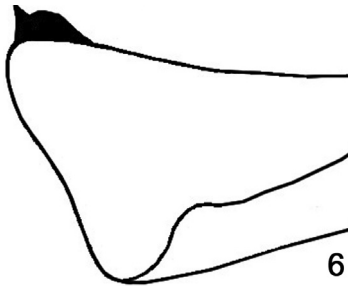
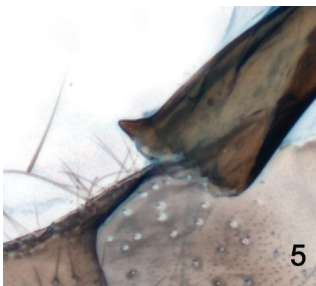


Figure 4. *Dichrorampha carpatalpina* sp. n., male genitalia, paratype, Făgăraș Mountains, slide 5288 and photograph O. Karsholt.



Figures 5–7. *Dichrorampha carpatalpina* sp. n., male genitalia, paratypes, variation of end of phallus. **5.** Prep. genit. no. 5288, Făgăraș Mountains; **6.** Prep. genit. no. 1734, Piatra Craiului Mountains; **7.** Prep. genit. no. 1731, Bucegi Mountains.

without lobes. Phallus curved ventrally, moderately long, about $2/3$ length of valva, without cornuti, distal half with large dorsal slit. Widened end of phallus with single triangular lateral tooth.

Variation. The wingspan varies between 12 and 16.5 mm, the colour of the yellow scales varies from yellowish grey to golden. The dorsal patch may be divided by one or two weak, brown, fragmented transverse lines. In worn specimens the mottling and dorsal patch become almost indistinguishable and so these moths look more or less uniformly brown. Male genitalia show small variation ($n = 6$) in the size and shape of the lateral tooth at the end of the phallus (Figs 5–6); one specimen has a small second tooth (Fig. 7).

Female (Fig. 3). Antennae narrower and shorter than male's. Forewing slightly broader at base, wingspan 13–15 mm. Brown ground colour more extensive, with fewer yellow scales in terminal

and apical areas compared with male. Female genitalia (Fig. 8). Papillae anales relatively large, apophyses anteriores almost twice as long as apophyses posteriores. Sterigma fused with seventh abdominal sternite, trapezoidal, with concave posterior margin, weakly convex lateral edges and almost straight anterior margin. Posterior part of ductus bursae forming large, strongly sclerotized tubular antrum, with its narrower anterior part not reaching anterior margin of seventh abdominal sternite. Anterior part of ductus bursae membranous, narrow, with distinct convex sclerite. Corpus bursae small, single signum a small rounded plate with a hook.

Diagnosis. The new species has the characters of the genus *Dichrorampha*: shape of wings, developed costal fold in male, reduction of vestiture of valva, neck of valva and caudal angle of sacculus clearly separate, distinct cucullus, phallus with large dorsal slit, sterigma fused with distal edge of seventh abdominal sternite, distinct convex sclerite of ductus bursae, and reduction to one signum (Razowski 2003).

Dichrorampha carpatalpina is unmistakable owing to its dominant brown colour and complete lack of most of the usual forewing pattern elements (strigulae, interspaces, metallic plumbeous striae, and row of black dots along termen). Only a faint greyish brown dorsal patch and the yellow mottled terminal and apical areas interrupt the uniform brown colour of the forewing. The male genitalia are also distinct. The long sacculus with nearly rectangular caudal angle, the robust cucullus, and the phallus widened terminally with 1(–2) lateral teeth are the main diagnostic features. The female genitalia are characterized by an evenly sclerotized antrum, which is shorter than the length of the seventh abdominal sternite, and a small corpus bursae.

Similar species. The genitalia resemble those of the species of the “section grunerianae” (Danilevsky and Kuznetsov 1968). Males of *Dichrorampha gruneriana* (Herrich-Schäffer, 1851), *D. melaniana* Nel & Varenne, 2016 and *D. infuscata* (Danilevsky, 1960) have a shorter sacculus, a longer neck of the valva, and a narrower ventral corner of the cucullus than *D. carpatalpina*. The poorly known *D. inconspiqua* is the most closely related species having a similarly shaped valva, but the longer and more pointed ventral corner of the cucullus and the phallus with a row of 5–6 terminal thorns clearly separate it from the newly described species. The valva of *D. podoliensis* (Toll, 1942) also has similar structure, but the phallus, which is considerably longer and bears a terminal row of small thorns, is strikingly different. The other members of the species-group, *D. nigrobrunneana* (Toll, 1942), *D. alpigenana* (Heinemann, 1863) and *D. tarmanni* Huemer, 2009 all have a shorter sacculus with a rounded caudal angle and a claw-like curved ventral corner of the cucullus. The antrum of the female of *D. carpatalpina* is shorter than the length of the seventh abdominal sternite, unlike in *D. nigrobrunneana*, *D. inconspiqua*, *D. alpigenana* and *D. melaniana*, in which the antrum is longer than the seventh abdominal sternite. The antrum of *D. tarmanni* is as long as that of the new species, but has a strong lateral fold and the shape of the seventh abdominal sternite also differs. *D. gruneriana* and *D. infuscata* possess a shorter antrum than the newly described species. The antrum of *D. podoliensis* has strong lateral folds, the ductus bursae is longer and the corpus bursae is larger than that of *D. carpatalpina* (Danilevsky and Kuznetsov 1968; Razowski 2003; Huemer 2009; Lepiforum 2016; Nel and Varenne 2016; Varenne and Nel 2017).

Systematic position. In view of the genitalia structure of both sexes, *Dichrorampha carpatalpina* should be placed near *D. inconspiqua* and their close relative *D. podoliensis*.

Habitat. *Dichrorampha carpatalpina* inhabits the highest mountains in the Romanian Carpathians. The moths are most abundant in the alpine zone from 2000 to 2500 m above sea level. Isolated



Figure 8. *Dichrorampha carpatalpina* sp. n., female genitalia, paratype, Făgăraș Mountains, slide 5289 and photograph O. Karsholt.

specimens were also observed in the subalpine zone between 1600 and 1900 m (5 males). The substrate is conglomerate in Bucegi, silicate in Făgăraș (Fig. 9) and limestone in Piatra Craiului Mountains (Fig. 10). The species prefers north-facing slopes with different inclinations, covered with sparse alpine vegetation (Fig. 11).

Phenology. Univoltine, adults are on the wing from the beginning of July to the beginning of August, highly depending on elevation, exposure of the sites and general weather conditions.



Figure 9. The habitat of *Dichrorampha carpatalpina* sp. n., Făgăraș Mountains, general view of north-facing slopes at 2200–2500 m, eastwards of Vânătoarea lui Buteanu Peak (north on left hand side).



Figure 10. The habitat of *Dichrorampha carpatalpina* sp. n., Piatra Craiului Mountains, north-west facing slopes at 2000–2100 m around Padina Popii Peak.



Figure 11. The habitat of *Dichrorampha carpatalpina* sp. n., Făgăraș Mountains, north-facing slope, Căldarea Bălea, 2200 m.

At lower elevations, on north-east or north-west facing slopes they emerge earlier, from the beginning of July to mid July. At higher elevations and on north-facing sites adults emerge later, starting from mid July.

Biology. The early stages are still poorly known. Eggs are unknown. Larvae are yellowish white with a brown head (Fig. 12). They live in the soil, usually several individuals feeding on the roots of the host-plant. The latter, *Achillea oxyloba* (DC.) (Sch. Bip.) subsp. *schurii* (Sch. Bip.) Heimerl (Sârbu et al. 2013) (Fig. 13), was always common at the collecting sites. The place of pupation is unknown, but moths emerged within a few days of collecting samples of the host-plant with a shallow layer of soil. Pupation probably takes place in the spring after hibernation. Adults emerge in the morning, males a few days earlier than females. After the emergence of adults several different-sized larvae were found between the roots of the host-plant, which indicates that they hibernate more than once (a well-known life strategy in alpine Lepidoptera).

The moths fly only in sunshine as in cloudy weather we did not observe any kind of activity. In the morning, when north-facing slopes become sunny, males start to search for females. Their flight is not very fast, 10–20 cm above the ground, following a sinuous route, interrupted from time to time by short stops of only a few seconds on the dewy vegetation. Once disturbed their flight becomes faster and after 5–15 m they suddenly hide within the vegetation. During the afternoon the moths do not fly freely although in sunny weather they can be easily disturbed.

Females are less active than males. They rest on the vegetation and when disturbed they fly only a few metres before hiding again in the vegetation or between rocks. All the female specimens were collected during the morning or obtained from pupae. They were much rarer than males, the ratio



Figure 12. The larvae of *Dichrorampha carpatalpina* sp. n., 27.vii.2016, in laboratory (larvae collected: Făgăraș Mountains, Căldarea Bălea, 2200 m, 14.vii.2016).



Figure 13. *Achillea oxyloba schurii* (Sch. Bip.) Heimerl, the host-plant of *Dichrorampha carpatalpina* sp. n., Făgăraș Mountains, Căldarea Bălea, 2200 m.

being 1 female to 12 males collected. One morning a pair in copula was observed sitting on the low vegetation. Their mating was soon disturbed by other attracted males. *Dichrorampha carpatalpina* does not seem to be active by night as none was collected by light traps installed at sites where several specimens were observed during the same day.

Distribution. *Dichrorampha carpatalpina* seems to be widespread and locally common in the three main mountain ranges in the eastern half of the Southern Carpathians: Bucegi, Făgăraș and Piatra Craiului. It may also occur in the western part, at least in the very similar Retezat and Parâng Mountains, where we made only one unsuccessful attempt to find it. The large distribution range of the host-plant, *Achillea oxyloba schurii*, along the whole Eastern and Southern Carpathians (Oprea 2005; Kliment et al. 2016) also suggests a wider distribution.

Etymology. The name „*carpatalpina*” alludes to the alpine range of the Southern Carpathians where the new *Dichrorampha* species was discovered. The epithet is used as an adjective.

Acknowledgments

We are especially indebted to Ole Karsholt (Copenhagen, Denmark) for preparing and photographing the genitalia and for improvement of the manuscript. Boyan Zlatkov (Sofia, Bulgaria) is acknowledged for sharing with us male genitalia figures of *D. rilana*, and other information about *D. rilana* years before they were published and providing valuable literature. Attila Bartók (Bucharest, Romania) helped us with the identification of the host-plant. Special thanks go to Robert J. Heckford (Plympton, U. K.) for linguistic corrections and improvement of the manuscript. Zoltán Csata (Sfântu Gheorghe, Romania) helped with photographing the adults and the processing of images. We are grateful for constructive comments of the editor and reviewers which improved the quality of the manuscript.

References

- Danilevsky AS, Kuznetsov VI (1968) Listovertki (Tortricidae). Triba plodozhorki (Laspeyresiini). Fauna SSSR, Nasekomye Cheshuekrylye, 5(1). Nauka, Leningrad, 635 pp.
- Huemer P (2009) *Dichrorampha tarmanni* sp. n. – ein Verwechslungsfall bei alpinen Schmetterlingen (Lepidoptera, Tortricidae). Wissenschaftliches Jahrbuch der Tiroler Landesmuseen 2: 110–119.
- Huemer P, Zlatkov B, Baixeras J (2012) *Dichrorampha dinarica*, new species, a century of confusion in European lepidopterology (Lepidoptera: Tortricidae) resolved by combining morphology and DNA barcoding. Zootaxa 3389: 41–50.
- Kliment J, Turis P, Janišová M (2016) Taxa of vascular plants endemic to the Carpathian Mts. Preslia 88: 19–76.
- Kuznetsov VI (1978) Tortricidae. In: Medvedev GS (Ed.) Opredelitel' nasekomykh Evropeiskoy tchasti SSSR 4(1). Nauka, Leningrad, 193–680. [in Russian]
- Lepiforum (2016) Lepiforum. <http://www.lepiforum.de/lepiwiki.pl> [accessed 27.03.2018]
- Nel J, Varenne T (2016) Entomologie prospectrice: description de la femelle de *Nematopogon argentellus* G. & P. Leraut, 2014 et découverte de huit espèces nouvelles de microlépidoptères pour la France ou la science (Lepidoptera, Adelidae, Tineidae, Bucculatricidae, Gracillariidae, Yponomeutidae, Gelechiidae, Tortricidae). Revue de l'Association Roussillonnaise d'Entomologie 25(1): 28–40.
- Oprea A (2005) Lista critică a plantelor vasculare din România. Editura Universității „Alexandru Ioan Cuza”, Iași, 668 pp.
- Razowski J (2003) Tortricidae (Lepidoptera) of Europe. Volume 2. Olethreutinae. Bratislava, 301 pp.

- Robinson GS (1976) The preparation of slides of Lepidoptera genitalia with special reference to the Microlepidoptera. Entomologist's Gazette 27: 127–132.
- Sârbu I, Ștefan N, Oprea A (2013) Plante vasculare din România: determinant ilustrat de teren. Editura Victor B Victor, București, 1320 pp.
- Trematerra P, Colacci M (2017) Contribution to the faunal study of the Tortricidae of Pelion Mountains (Greece) with description of *Cydia magnesiae* Trematerra & Colacci, sp. n. (Lepidoptera: Tortricidae). SHILAP Revista de lepidopterología 45(179): 467–480.
- Varenne T, Nel J (2017) Descriptions de *Trifurcula mediocorsa* sp. n., *Eudarcia prealpina* sp. n., *Nemapogon inexpectata* sp. n., *Scrobipalpa fontanensis* sp. n. et du mâle de *Dichrorampha melaniana* Nel & Varenne, 2016 (Lepidoptera, Nepticulidae, Tineidae, Gelechiidae, Tortricidae). Revue de l'Association Roussillonnaise d'Entomologie 26(1): 46–55.
- Zlatkov B (2013) Remarks on Tortricidae species with unknown and little known females. Nota Lepidopterologica 36(2): 191–197.
- Zlatkov B (2016) Taxonomy of two montane *Dichrorampha* species from the Balkans and Caucasus. Nota Lepidopterologica 39(1): 13–20. <https://doi.org/10.3897/nl.39.6760>
- Zlatkov B, Budashkin Y (2010) Tortricid moths new to the Bulgarian and European fauna (Lepidoptera: Tortricidae). The Entomologist's Record and Journal of Variation 122: 87–92.